



This Issue

- WQ Official Business
- Workshop Schedule is in flux
- WQ Officer & Chairman Reports
- Call for Entries
- Virtual Quilt Shows, Lectures, & Classes
- Neighborly Guild Calendar
- WQ Member Articles

Safer at Home Edition #3



June



shutterstock - 81319225




Up Coming Workshops & More



- WQ is planning to have virtual Zoom or other social media meetings including wonderful speakers and hopefully workshops but done differently. Big thanks to our incredible Program Chair-people for working on a new calendar of virtual events!
- Join the **WQ "Virtual Show and Tell"!!!** Our wonderful website manager, Sally Wright, will post pictures on Facebook of quilts that you would like to share with other members until we can all share our exciting projects in person. Send photos to Sally at: westsidequilters@yahoo.com or post them yourself as a visitor. Additionally, some members are sharing their Mystery Quilt progress on Facebook.
- Workshops schedule is in flux as we move to virtual workshops until Stay At Home orders are lifted, we hope it is soon
- Membership renewal is starting June 1, 2020 with a surprise bonus to be announced soon, if your membership is paid before July 1, 2020.



Stay tuned for an Exciting Virtual August Meeting



PRESIDENT'S MESSAGE

SEWING DURING COVID

Sometimes something good comes out of what is necessary!

We are home out of necessity; it is difficult to be limited to our homes. But we must take care of each other and try to end this pandemic. We wear masks and glove to protect others.

Life has changed at least for now. I do have more time, to cook, clean, bake and best of all for many of us to sew.

When I wake in the morning, I have always quietly planned my day. I still do that but now it includes my decision about what project will I work on.

It is a wonderful luxury to spend days sewing.

I have used some wood block prints that I bought in Alaska and made them into a quilt top, I made a wall hanging for our grandson's graduation, now I am doing some improvisational sewing for the first time. Check them out on WESTSIDE QUILTERS Facebook page.

I have time to watch quilt shows on my iPad and have been inspired to remember some basic techniques to put back in my repertoire.

Time is a gift. I have slowed down and am enjoying my days of creative sewing and quilting.

Roberta Walley
President Westside Quilters of Los Angeles



Editor's note:

Thank you to Roberta for your wonderful leadership as President of Westside Quilter for the last 2 years. We love you.



The Results Are In!

Slate of Officers for Westside Quilters Executive Board 2020-21

The May Quarterly Meeting of Westside Quilters usually features the election of the Executive Board and approval of the budget for the next fiscal year. Of course, this year the meeting was cancelled. So, the membership of Westside Quilters voted for the 2020-21 Executive Board and to approve the budget using email ballots. All were unanimously approved.

Here is the 2020-21 Executive Board:

President	Marianne Simpson
Vice President	Barbara Marom-Pollack
Secretary	Terrie Dorio
Treasurer	Karynn Dittmar
Program Co-chairs	Pat Karasick, Del Walker, Cindi Garocochea
Philanthropy Co-chairs	Nancy Kawahara, Virginia Marshall, Lisa Drew
Newsletter	Debbie Nussbaum
Membership	Luann Jaffe
Website Manager	Sally Wright

Terrie Dorio, Secretary



Leadership.....

Accentuate the Positive

In 1944, while World War II was still raging, Harold Arlen and Johnny Mercer wrote a song. The refrain goes like this:

*You've got to accentuate the positive
Eliminate the negative
And latch on to the affirmative
Don't mess with Mister In-Between.*

We are into our third month of another global crisis, and the news is filled with sad, scary stories. It is impossible to avoid the reality of this pandemic, but I, for one, have decided to look for positive stories in the deluge of reporting. The positive stories abound! Cheering the healthcare workers, improvised graduations, yard signs popping up congratulating students and their teachers, countless random acts of kindness, and stories about the heroes among us who are finding creative ways to impact the world in a positive way – including, of course, members of the quilting community who have made and contributed countless face masks.

I fear that this pandemic will not end any time soon, and I hope and pray that we all act in ways to prevent it from being any worse than it is. The Arlen/Mercer refrain continues:

*You've got to spread joy up to the maximum
Bring gloom down to the minimum
Have faith or pandemonium's
Liable to walk upon the scene.*


May we all find ways to spread joy at this difficult time, and when this is over may we carry the positive with us into the future.

Stay safe, stay healthy, accentuate the positive.

Barbara Marom-Pollack
Vice President



Anita Withrington,	June 3
Toni Glick,	June 3
Sherry Kleinman,	June 3
Joann Killeen,	June 4
Patti Post,	June 12
Bobbi Leung,	June 16
Maureen Gardner,	June 16
Kim Ryan,	June 17
Allison Leong,	June 22
Roberta Walley,	June 25



What's going on with Westside Quilters Programs?

By Pat Karasick

I actually saw this title in The February/March 2010 magazine written by Holly Hassett. I thought it very appropriate for this time quarantined in our houses. Use this time to reflect on who you are as a quilter today as compared to when you started.

You know I like presenting you with survey questions: I'd like to present you with a couple and reserve the rest for future meetings when we can be together.

- My favorite color is Colors I rarely use are Because.....
- I like to make easy patterns like I'd rather challenge myself with

We tend to be very critical of our work. Often when showing a quilt, the maker will point out a mistake that no one else would have noticed. We should say three things you learned while making the quilt. Would you ever make it again? Some quilters just make log cabins challenging themselves to set the blocks differently creating new designs.

Use this time to reflect and let go of should and can't. Try making the star philanthropy quilt featured in last month's newsletter. Virginia Marshall says it is very forgiving and using up oodles of 3" and 4" strips and scraps.

Sort through your fabrics and put them in "kits" paired with a pattern or not. Some to the teachers that we have had in the past encouraged us to "make the fabric". Make a block with very few rules. Exercise what you have learned. If you need more guidance, refer back to last month's internet suggestions. Or pick up the phone and call or text someone in the guild for help.

I have been enjoying watching Angela Walters "Midnight Quilting". While I am usually up that late sewing, I don't have a glassful of magic next to me. What's on your design wall or floor? What other amusements or instructional YouTubes have you found?


Quilters calendar has a Teacher meetup on YouTube where you can watch a Zoom recorded meeting of national teachers sharing how they are adapting. www.quilters-calendar.com You can join Quilt Guild Ambassadors Group on Facebook.

American Quilter's Society has just dropped the price of their online classes from \$34.95 to only \$14.95. That is quite a bargain! All kinds of classes, quilting, domestic and long arm, English paper piecing by Machine, Liberated Quiltmaking, Borders and finishing Touches, Quilted landscapes, fabulous Flower photo quilts and more.

Things will be opening up soon. But will you be ready? Will you be willing? I think the science says that we need to give this virus more time. I'm willing to continue stay safe inside, but go wild experimenting with different color and patterns selections. How about you?

Unfortunately, we cannot safely meet together just yet. The new program chair group are trying to adapt to this new environment as are the teachers. We need to get through this healthy, happy, with a stack of completed tops or not.

THE NEW MISSISSIPPI TRILOGY



PHILANTHROPY

Hello fellow quilters!

Need a little distraction from your mask-making, QALs, UFOs, BOMs and WIPs? Are those scraps piling up?

We hope you will consider making a few star blocks (or several!) for our *Giving for Thanksgiving* philanthropy day planned for later this year. These large 10.5 inch blocks are sewn from 3" and 4" squares and are quickly assembled without having to match points. Very satisfying!


If you have any quilts ready for donating we are happy to pick them up from you or you can drop them off to either Virginia (Santa Monica) vcmarshall@verizon.net or Lisa (Westchester) Ldrew007@mac.com.

Do you like a specific part of the quilt process in particular - piecing blocks, putting together rows, machine quilting at home, sewing on binding? Let us know if you have a preference & next month, we will start to coordinate trying to get quilts completed just in case we can't have an in-person Philanthropy day this year.

Thanks again for your help and generosity!

Stay strong and safe,

Lisa Drew, Virginia Marshall, and Nancy Kawahara



Westside Quilters - Philanthropy Star Block 2020



Thank you for helping to make quilts for local charities! Please use whatever scrap fabric you have on hand. Finished blocks will be sewn together during our Philanthropy day planned for November 2020.

For each block, you will need:

- 8 - 4" squares in background fabric
- 1 - 4" square in for center
- 8 - 3" squares in contrasting fabric for star points

On 4 background squares, place a 3" square in a corner, right sides together and sew corner to corner. Trim the underlying corner and press open. Place another 3" square in an adjacent corner and repeat (modified flying geese with no points to match, yeah!).



Layout squares as shown and sew the squares into 3 rows. Then, sew the 3 rows together and you're done! Your block should be approximately 10.5" inches square.



TREASURER

Karynn Dittmar, Treasurer

OPENING BALANCE AS OF 6/1/19		8439.78
INCOME		
Membership Dues / Donations	3350.00	
Workshop Fees	4955.00	
Bank Adjustment	0.00	
Guest Fees	0.00	
Fabric Sale Fundraiser	625.25	
Amazon	149.55	
TOTAL INCOME		9079.80
EXPENSES		
Workshop Expense	5903.87	
General Meeting Expense	2817.50	
Charitable Contributions	650.00	
Administrative Expenses	417.96	
Mileage reimbursement	262.00	
SCCQG Insurance	290.50	
Website	220.25	
PO Box Rental	154.00	
Philanthropy / Ed. Expense	161.62	
Printing / Promotion / Admin.	32.07	
Square Up Fees	43.56	
Government Fees	0.00	
TOTAL EXPENSE		10953.33
NET INCOME		-1873.53
CLOSING BALANCE as of 5/28/20		6566.25

Westside Quilters.....
..... Yes, yes sign me up!!!



MEMBERSHIP

We are a little late getting membership started for this year because of the uncertainty of our new life style. We have decided to go virtual for now and will wait until it is safe for us to be together in person. So, membership is starting June 2020 with a surprise bonus to be announced soon if your membership is paid by July 1, 2020.


We will be planning to have virtual Zoom or other social media meetings, wonderful speakers and hopefully workshops but done differently. Learning a new way of getting together safely should be a very exciting experience.

You can find the new membership renewal form on our Westside Quilters website and in this newsletter. Please remember to complete it and return it as soon as possible. We are looking forward to a very interesting new year of quilting. Any questions please feel free to contact me.

I hope you are all doing well and looking forward to another excitingly new year.

Stay well.
Luann Jaffe
Membership





Easy Money for WQ:

amazon smile

<https://smile.amazon.com/ch/27-3145733>

Support Westside Quilters when you shop on Amazon by clicking on this link. Please make sure you are logged into your smile account. Amazon Smile is a free program and you'll find the same low prices, vast selection and convenient shipping options as Amazon.com and Amazon will make a donation to Westside Quilters


If you have any problems, please contact Karynn Dittmar, Treasurer.

WEBSITE and Social Media:

We could not be together for our May meeting, but the WQ Quilters' Showcase (Show and Tell) goes on virtually! A May, 2020 Quilter's Showcase has been added to the WQ website at www.westsidequilterslosangeles.org where you can see a lot of the work being carried on at home by our members during the lockdown. This will be ongoing for a while, at least, so if you have not shared photos of your recent work, please send them to me at westsidequilters@yahoo.com. They don't have to be totally complete - a quilt top or even completed blocks are welcome. Already on the page are several gorgeous Debbie Caffrey Mystery Quilts from our members. We will also continue to feature these photos on our Facebook and Instagram pages.

Thanks!

Sally Wright, Website Manager





WESTSIDE QUILTERS

Membership Form June 1, 2020 to May 31, 2021

PLEASE WRITE CLEARLY and MAKE SURE YOU INCLUDE YOUR EMAIL ADDRESS

Name		Birthday (Month/Day)
Address		
City/State/Zip Code		
Home Phone	Work Phone	Cell Phone
Email:		
Occupation	Retired? From?	
Member of Mini-Group	Interested in joining a mini-group?	

Renewal Membership **New Member**

Annual Membership Dues to May 31, 2021 [dues are not tax deductible] \$ 50.00

Fully Tax-Deductible Charitable Donation _____

Total Amount Enclosed _____

Members of Westside Quilters (WQ) may participate in all Guild activities, have the right to vote, hold elective or appointed office, attend General Meetings without fee, and register for work-shops at membership rates. WQ members pledge to perform a few service hours each year.

For renewing members, please indicate your contributions this past fiscal year:

- Served on the Executive Board or a volunteer committee.
- Engaged in philanthropic quilting activities (WQ or other organizations).
- Assisted at general meetings or workshops or field trips.
- Contributed to the WQ newsletter or distributed promotional WQ material
- Other activities _____.

Members can pay with a check, cash, credit card or debit card:

- (1) If paying by check, make your check payable to "Westside Quilters."
- (2) If paying by credit card or debit card, please fill in the information below.

Credit card number _____

Name as it appears on card _____ Expiration Date _____

- American Express MasterCard Visa Debit Card

CVV _____ Billing Zip Code _____

- (3) Please sign and complete this application.
- (4) Mail application and check (if paying by check) to Westside Quilters,
Post Office Box 641925, Los Angeles, CA 90064.

Signature

Date

Westside Quilters is a Federal 501(c)(3) tax-exempt public charity. The effective date of exemption is June 17, 2010, as specified in the determination letter dated May 26, 2011.



Calling All Quilts

By Stephania Bommarito

SCCQG 2021 Road to California Quilt Conference Special Exhibit “Sharing Our Quilts”

During this stay-at-home time are you busy quilting? Are you working on a quilt that has been begging to be completed? Have you finished a quilt, intended for another future guild quilt show, now postponed? Or a new fresh quilt has emerged that you would like to share with fellow quilters? **Solution** = Enter these quilts in our 2021

SCCQG Road to California special exhibit!!!

The “Sharing Our Quilts” exhibit is designed to be a showcase for recent (2019-2020) quilts that you have, or you are producing. There is no specific theme or topic, or size limitation. The plan is to share treasured styles of quilting or patterns you relish. This exhibit is all about Southern California quilts created by members of SCCQG Member guilds. There is still plenty of time to enter as the deadline is *November 1, 2020*. The Call for Quilts and Entry Form are posted on the SCCQG website. More details follow...



Call for Quilts SCCQG 2021 Special Exhibit “Sharing Our Quilts”

Road to California Quilters Conference January 21-24, 2021

This new exhibit is all about sharing a recent treasured quilt that you have created. Quilts of all kinds, styles, and techniques are welcome. The quilts can be anything from a traditional pattern to an original design inspired by a time-honored block to a modern-day look.

Entry requirements are as follows (please read carefully):

- ◆ The quilt must have been made and finished in 2019/2020 and be in excellent condition.
- ◆ There are no size constraints but a wall hanging size is recommended in order to accommodate as many quilts as possible.
- ◆ Embellishments must not protrude more than ½” from the surface of the quilt.
- ◆ The quilt must be made with fabric and quilted either by hand, machine or both.
- ◆ It must be three layers and be either bound or closed around along all edges.
- ◆ An entrant must be a current member of a Member Guild or an Affiliate Member of the Southern California Council of Quilt Guilds.
- ◆ Entry forms must also include a color picture of the quilt with the following information on the back of each photo: title of quilt and your name.

Timetable

November 1, 2020

Entry form, pictures, and a self-addressed stamped envelope must be received and postmarked no later than Thursday, November 1, 2020.

December 1, 2020

Notification letters will be mailed by this date. Accepted entries will receive instructions for quilt shipment. Details regarding required sleeve and label will also be included.

January 11-15, 2021

Accepted quilts must be received by SCCQG for exhibition. Quilts may not arrive before January 13, 2021 nor later than January 17, 2021

January 21-24, 2021

Quilts will be displayed as part of the SCCQG “Sharing Our Quilts” Special Exhibit at Road to California, Ontario Convention Center, Ontario, California.

January 27, 2021 to February 3, 2021

Quilts will be shipped/returned to participants.

Questions may be sent to Stephania Bommarito by email quiltwizard1024@gmail.com

Calls for Entry, June 2020

As we have now learned the return of International Quilt Festival to Long Beach has been postponed and most shows and exhibits this summer have either been cancelled or postponed. QuiltCon in February has been temporarily changed to a virtual only event. So, this advice - if you plan on entering a show or exhibit in the near future make sure that the event is going on as planned before you shell out cash for an entry or send your work. Virtual shows may be the best answer! More information on this next month.

For some great information from a veteran on how to get your work shown see this blog entry from Sue Bleiweiss <https://suebleiweiss.blog/2018/06/14/getting-your-work-out-there/>

I also recommend this blog post from Lyric Kinard on how to choose venues to display your work - <https://lyrickinard.com/2019/05/showing-your-work-choosing-venues/> In fact, there is a whole series of blog posts on getting your work out there that is well worth your time.

Here are some suggestions for quilt entry photography from International Quilt Festival.
[PHOTOGRAPHING YOUR QUILT FOR SUBMISSION](#)

Continuing our notifications for ways to display your quilts and textile pieces to a wider audience... Entering shows is not difficult, but to begin here are a few guidelines:

- Always make sure you read everything in the call including the calendar, requirements, rules, etc. Especially the rules! Will save headaches and disappointment later on.
- Keep a record on your entries so you won't be caught with a quilt needing to go two places at once. Having to remove a quilt from a show or exhibit because you misread the exhibition dates is a no-no. Ask me how I know...
- Having a great photo of your quilt - straight on, in focus, not on a bed or held up showing hands and feet, super important. There is lots of great info on quilt photography on line. Google!
- Don't be intimidated or depressed by a rejection! There are lots of different reasons why a quilt doesn't fit into a specific show. It is usually not because your quilt is bad!

The calls below are just a sample of the many opportunities out there. For more search "Fiber Art Calls for Entry" or "Quilt Calls for Entry"

International Quilt Festival, Houston

As of today, International Quilt Festival is still planning for their late October dates in Houston and the Call for Entry for the main judged show "Quilts: A World of Beauty" is still open. The rules and online entry form can be found at <https://www.iqa-judgedshow.org/page.php?ID=3> The entry deadline has been extended to June 4, 2020.

Here is the last open Special Exhibit for Quilt Festival Houston.

<http://www.quilts.com/enter-a-quilt.html>.

****NEW - QUARANTINE QUILTS** this Special Exhibit for Houston is still open**

Are you currently in self-quarantine or otherwise isolated due to the coronavirus threat? Author, teacher, and Texas Quilt Museum Curator Dr. Sandra Sider has begun work on the book Quarantine Quilts: Creativity in the Midst of Chaos. If you are working on a new quilt about the virus—or simply to save your sanity in these uncertain times—Sandra would like to consider your work for the book. Your quilt does not have to be about the virus. A total of 50 to 60 artists will be featured in the book, with approximately 25 being selected for a special exhibit at Houston's International Quilt Market & Festival in 2020. Let's turn this unprecedented experience into something positive for quilting and quilters like YOU. And half of the book's royalties will be donated to Doctors Without Borders.

Entry Deadline June 30, 2020

And more around the country this summer and fall:

Princess Diana Cherrywood Challenge 2020

<http://cherrywoodchallengeentry.com>

Our challenge is to take inspiration from Diana, Princess of Wales, to create your own unique quilt using a limited color palette: pink and white. We encouraged you to push yourself creatively, think outside the box and create new fiber art. The contest is open to anyone and everyone. All the quilts are the same color, fabric, size and theme.

Entry Deadline July 1, 2020

World Quilt Competition - Mancuso Show Management **Postponed to 2021**

<https://www.quiltfest.com/upcoming-shows-and-events/world-quilt-new-england/><https://www.quiltfest.com/upcoming-shows-and-events/world-quilt-new-england/enter-the-quilt-competition-enter-the-world-quilt-competition-u-s-entries-only/>

But Mancuso has announced an Online Quilt Show June 25-29, 2020. So Far, no details or information on any online quilt exhibit on their website, but we will send it around when we know more.

The Great Wisconsin Quilt Show <https://quiltshow.com/quiltcontest> September 10-12, 2020. a general Quilt contest as well as a Botanical Theme Challenge. *Entry Deadline, June 30, 2020.*

A great Virtual Opportunity! Pieces of The Past - A juried virtual quilt competition from Quilting Daily. <https://www.quiltingdaily.com/quilt-competitions/>

Quilting has always been an art form that commemorates milestones, honors our collective heritage, and celebrates defining moments. Our craft is steeped in history and rich with artistry. It enriches our lives, feeds our souls, and warms our hearts. The "Pieces of the Past" theme can be broadly interpreted by the maker as a literal or abstract concept and applies to all quilting techniques and styles. Modern traditional quilts also fit the theme, as do contemporary art quilts that reference the past while being firmly planted in the 21st century.

This competition has been created to honor the heritage of quilting and quiltmakers by featuring outstanding quilts made within the last three years that echo these themes. As an avid quilter, this competition is for you! Imagine earning one these amazing prizes: the opportunity to appear in-person on the nationally publicized PBS show Quilting Arts TV; publication of your professionally photographed quilt in a national quilting magazine; cash awards; and more. This is the opportunity of a lifetime. Enter today!

Entry Deadline June 30.

A Better World: envisioning the future (IQF Houston, TX)

Entry Deadline Spring 2021

The world is changing on every level, and as we navigate these challenging times, we will have important decisions to make about what our post-corona world will look like. Can we work for cleaner air and water, less carbon dioxide, and cleaner energy supplies? Can we help the millions of people worldwide who do not have enough to eat, or adequate shelter? Can we work for racial and gender equality, and living wages? Can we help those with mental health issues, disease and disabilities? Can we wage peace instead of war? Think about the changes you would like to see in the world, and start planning a piece to enter. We can't wait to see what you create!

Susan Brubaker Knapp and Lyric Kinard are curating this show now postponed to Quilt Festival Houston 2021. This change should give you lots of time to work on a piece to enter next spring. And

with everything that is happening right now in the world because of the corona virus, what better time to “envision the future”?

Questions? Contact Sally Wright at sally@sallywrightquilts.com



At Home and Surfing the Web

(temporarily replacing OUT AND ABOUT)



- ✂ Safer at Home
- ✂ Most if not all Quilt Conventions and Shows have been cancelled or postponed for the near future.
- ✂ Orange County Fair canceled
- ✂ Sisters Outdoors July Quilt Show – cancelled
- ✂ Check out some of the Virtual Quilt Shows and Programs listed below:



Mancuso Virtual quilt Show in June https://www.quiltfest.com/upcoming-shows-and-events/online-quilt-festival/?fbclid=IwAR0ZWBIMxSLzzARup5IUBc-iQPiYNCG0PMqvMumvihoQlqmC_gI40bVrC2U

Lisa Walton's Isolation Quilt Show
https://www.youtube.com/watch?v=Zn3a7tv1NYU&feature=youtu.be&fbclid=IwAR1DdjMasmsUd6dwyDEyn1-hn_j2yo-S8NetyTdbY2pb6KcSxyv0B--wqg8

SAQA California Exhibit
https://issuu.com/saqaart/docs/stitching_california_final?fbclid=IwAR32G_inBaFSLIsEsBdWY_6Dg4z5-nUvhYd2_fmZg2IIRHxgqfoi_WMKZSQ

SAQA Textile talks for SAQA Members <https://www.saqa.com/memberArt.php?ID=3744>

Virtual exhibit tours from Quilting Daily https://www.quiltingdaily.com/museum-tours/?fbclid=IwAR1bAUB-mez3_ZwF_gyww1RxsUmpjX5s5gi0o97tBo_P4QoNclu86jnV2tg

Covid Chats with Lyric Kinard
https://www.youtube.com/watch?v=kO3XFERg66w&feature=youtu.be&fbclid=IwAR2OTykw_2-GxBgTzSkuEPCUu4ZoblqLquJgg2QdZmjZmhHaNI-gxwELDT0

Dogwood class with Melinda Bula https://melindabula.blogspot.com/?fbclid=IwAR3JbP8y-v2VpUXJGfSs9I9el5v_b2m4KTijef5DIYAsh_cr6AQR8AxUET4

Free tutorials from Jenny Doan at Missouri Star https://www.missouriqltco.com/msqc/tutorial/totally-tulips-triple-play?utm_campaign=qt_t335&utm_medium=Social&utm_source=facebook&utm_content=msqc&utm_term=qt_t335&fbclid=IwAR0yRuTQ7Alo06bHI8UjpOEKpT43YRE-LEEL-8m-WKY0zIC1rPYIYswFc4I

Quilters Take Manhattan virtual event <https://quiltalliance.org/events/gtm/#explore>

A wonderful tour of an antique sewing implement exhibit in Texas.
<https://youtu.be/2n2in-BVWj4>

See the Speaker Calendar of the Southern California Council of Quilt Guilds for additional events. Go to www.sccqg.org scroll down to the bottom of the homepage and click on the box "Speakers" and see other SCCQG guilds and speakers into 2020.

LUKE HAYNES: FREE VIDEO LECTURE

By Betsy Barker

Years ago, Luke Haynes taught a class at Westside Quilters. So, when I saw that he was doing a live online lecture I signed up to hear what he's been doing lately.

My favorite quilt of Luke's in the past was the seated figure on blue and white tumbling blocks. It looked as if the figure was three-dimensional, but it's actually flat! The quilt uses recycled blue jeans and donated fabric, hallmarks of Luke's quilts.

Today Luke's soapbox is talking about quilts as sculpture. He refers to this as four dimensions, since it's necessary to walk around a sculpture to see all of its sides. The Obama quilt is a good example of this, as the figure has huge shoulders when viewed from most angles. However, from the correct angle, Obama appears life-size in the correct dimensions.

In four dimensions, the back of the quilt becomes important. A traditional oil painting would never be viewed from the back, but every quilt show has white-glove volunteers who allow visitors to see the back of the quilt. A recent installation of Luke's showed fifty log cabin variations in a spiral format, making it easy to see the front and back of each quilt. The backs of Luke's quilts are mainly used bed sheets, which he likes for the colors and the reference to the domestic arts of the home.

The lecture is available on the Newark Museum Facebook page as a Lunch and Learn video. Luke's website is lukehaynes.com.



Fun (and free!) stuff I've been doing

By Karynn Dittmar

GE Designs did a free quilt along and the pattern/instructions are still available on YouTube. She's fun to watch and the pattern is easy and a stash buster, if that's what you are looking for.

I've been watching Pokey Bolton every day at 1 PM Pacific Time on Instagram live. She's had many fine guests on - quilters I've heard about but didn't really know. She has been doing these videos every day including weekends. Starting June 1 she will be cutting back to Monday through Friday but you can see all the videos on her Instagram page.

I also did a mystery quilt with Claudia Pfeil - PfearlessCoronaPfights on Facebook. I started late so I was able to see most of the quilt before I began. She's a hoot, an award-winning quilter and it was lots of fun.



QUARANBAKING FROM SALLY WRIGHT

SPANISH ALMOND CAKE (TORTA DE SANTIAGO)



INGREDIENTS

- 1 CUP PLUS 2 TABLESPOONS WHITE SUGAR
- 3 LARGE EGGS, PLUS 3 LARGE EGG WHITES
- ½ TEASPOON KOSHER SALT
- ¼ TEASPOON ALMOND EXTRACT
- ¼ TEASPOON VANILLA EXTRACT
- 2½ CUPS BLANCHED ALMOND FLOUR
- 3 TABLESPOONS TURBINADO OR DEMERARA SUGAR
- ⅓ CUP SLICED ALMONDS, CHOPPED

DIRECTIONS

Heat the oven to 350°F with a rack in the middle position. Mist the bottom and sides of a 9-inch round cake pan with cooking spray, line the bottom with a round of kitchen parchment, then mist the parchment.

In a large bowl, combine the white sugar, whole eggs and egg whites, salt and both extracts. Whisk vigorously until well combined, 30 to 45 seconds; the mixture will be slightly frothy and the sugar will not be fully dissolved. Add the almond flour and whisk until incorporated. Pour the batter into the prepared pan, then sprinkle evenly with the turbinado sugar and chopped almonds. Bake until deeply browned and the crust feels firm when gently pressed with a finger, 45 to 55 minutes. Let cool in the pan on a wire rack for 10 minutes.

Run a knife around the edges of the cake, then invert onto a plate. Remove the pan and parchment then re-invert the cake onto a serving plate. Let cool completely before serving. Serve with sliced fruit and/or whipped cream or ice cream.

The recipe is from Milk Street Kitchen. It's delicious, moist and gluten free!



Santa Barbara Sewists Reach 36,000 Handmade Masks

Article forwarded to Editor by Carpinteria cousin.....

Bucket Brigade's Sewing Corps Makes Its 9,000th Cloth Face Covering for the Month

Twice a week, a dozen volunteer drivers pick up material and elastic to run them out to sewists and to bring back completed masks. The drivers also take bags or boxes full of masks to locations like Foodbank of Santa Barbara County distribution sites, the County Jail, Cottage Hospital, and grocery stores.



Everyone wore a variety of face coverings depending on the tenderness of their ears. As any nurse or doctor can tell you, wearing a mask for days on end is galling to the skin. Fagan demonstrated the elastic "spaghetti" cord they'd received from a bikini maker that was more comfortable and would soon be incorporated.



But for the squad of 300 who form the Bucket Brigade's sewing corps, Friday marked the 9,000th mask sewn in May and the 16,000th since April 7, when the project began. Even inmates at the County Jail are lending a hand, cutting the cloth from 10-foot lengths before they're sent to Mission Linen to be washed gratis. The sewing has all been done by volunteers, and Ablitt's Fine Cleaners washes the masks when they're done — all for free.

Altogether, an amazing 36,000 hand-sewn cloth face masks have been made by a loose consortium of volunteers in the past two months. They include a group in Carpinteria, the Coastal Quilters Guild, and about 30 volunteers who call themselves the Craftivists. The masks are going to essential workers at retirement homes and animal shelters, but also to churches, skilled nursing centers, school districts, and individuals.

Judi Weisbart, who keeps the [Santa Barbara County Mask Network](#) organized, said they had their sights on smaller masks for children, who will be in summer camps and then in school again — if COVID numbers stay tame in the county. Powell added that the Bucket Brigade was working on fun fabrics and smaller mask patterns for school kids.

"They'll need five of them a week, or six for one extra," he said, "before washing once a week. A bit of chlorine will help sanitize them." Asked about the sudden ubiquity of surgical masks online, Powell got insistent. "Just think. People throw those away. We'll have thousands, millions thrown away!"

One of the drivers, David Babbott, pulled up behind the library to pick up supplies. As he read his list, he remarked that this would be his fifth delivery to one of the sewists, whom he only had met over the phone when he got lost trying to find her house. Masks returned and supplies dropped off are left on porch steps, he said: "I must have picked up 150 masks from her. This is so well-organized, it's a pleasure to volunteer."

Eunice Valle, the Bucket Brigade's community outreach coordinator, handed him a sandwich and a bucket of fabric and elastic to deliver, and Babbott headed out the driveway. Across the street at the Village Service Station, he'd get free gasoline from Keith Slocum, yet another Bucket Brigade participant.



Editor's Note:

Oh, what a time we are living in!! We literally went from “Safer at Home” for 10 weeks because of the pandemic, to watching crowded streets filled with shoulder to shoulder protesters exercising their right to free speech and right to assemble. The news is heartbreaking on so many levels.

I had planned an article related to finding inspiration for quilting by looking at antique and vintage quilts. But today all I can think about is creating community, understanding, and caring for one another. I love that Westside Quilters has a strong commitment to philanthropy projects, I hope our quilts comfort, protect, and care for the people who receive them and make a difference. I'm sure all the face masks that we have been sewing are making a difference, as we all try to slow the spread of the coronavirus.

Just the other week my mini group challenged each other to make quilts with houses, kind of representative of staying at home. But now, I feel the challenge should reflect more the importance of community. “It takes a village” to raise a child, it takes all the people in all the villages of a city, and it takes all the people caring for one another and creating a better world.

A few quilt shows have been cancelled, and I for one always look forward to attending and looking at colorful and creative quilts. Until we get to gather in person again here are a few of my favorite village quilts to remind us....

Stay Safe and Healthy.....
Happy Stitching,

Debbie Nussbaum
Newsletter Editor

